



400°C


300°C

200°C

2h

Ventilatori assiali per l'estrazione dei fumi d'incendio

Axial fans for the aspiration of fire smokes



SERIES **MPHT**
PMHT
PM/CHT

PIESSE
srl



CIESSE

srl

Da 40 anni CIESSE opera nel settore della ventilazione industriale. Oggi, con una consolidata esperienza, è presente sul mercato nazionale e internazionale.

Grazie alla collaborazione con i propri fornitori, CIESSE svolge un ruolo da co-protagonista nello sviluppo di nuove soluzioni per il settore. L'obiettivo è quello di unire la propria esperienza, le esigenze quotidianamente raccolte dal mercato, la competenza dei reparti di ricerca per fornire soluzioni tecnologicamente all'avanguardia.

La filosofia CIESSE sarà sempre "la qualità del servizio"; questo è il prodotto che ci distingue: la massima trasparenza e correttezza nei confronti dei clienti, la garanzia di sicurezza e qualità dei materiali, la velocità nelle consegne, il rispetto delle specifiche e delle tempistiche concordate.


La gamma di prodotti CIESSE include ventilatori assiali, ventilatori centrifughi e torrioni di espulsione-immissione.

CIESSE has been operating in the field of industrial ventilation for 40 years. At present, it has a well-established experience and it is present on the national and international market.

Thanks to cooperation with its own suppliers, CIESSE is playing a role as co-protagonist in the development of new solutions for the sector. The target is to join its own experience, the needs daily collected from the market, the competence of research departments to supply high-tech solutions.

CIESSE's philosophy will always be "service quality". This is the product that can distinguish us: maximum transparency and correctness towards the customers, the guarantee of material safety and quality, quick deliveries, the observance of specifications and time schedules agreed.

The range of CIESSE products includes axial fans, centrifugal fans and outlet-inlet towers.



100% made in Italy

SERIES **MPHT**
PMHT
PM/CHT

Ventilatori assiali per l'estrazione dei fumi d'incendio.

I ventilatori assiali intubati, a fluido immerso, classe 400°C/2h, 300°C/2h e 200°C/2h, sono un efficiente sistema di estrazione dei fumi e un valido supporto per elevare i livelli di sicurezza nelle situazioni di emergenza causate da un incendio.




La serie HT, disponibile con diametro da 400mm fino a 1400mm, è costruita secondo la normativa Europea EN 12101-3 ed ha ottenuto la certificazione Applus®.

Axial fans for the aspiration of fire smokes.

Fluid-immersed ducted axial fans, class 400°C/2h, 300°C/2h and 200°C/2h, are an efficient system for the aspiration of smokes and a valid support to raise safety levels in the emergency situations caused by fire.

The HT series, made available with a diameter from 400mm till 1400mm, is manufactured according to the EN 12101-3 European regulation and it achieved the Applus® certification.





400°C

300°C

200°C

2h



IMPIEGO

Centri commerciali, capannoni, magazzini, parcheggi, gallerie, aeroporti, ospedali, teatri, scuole, palazzi.

UTILISATION


Shopping centres, loft buildings, warehouses, parking areas, tunnels, airports, hospitals, theatres, schools, buildings.

VANTAGGI

- ▲ Liberare dal fumo tutta l'area compromessa dall'incendio, agevolando l'evacuazione delle persone.
- ▲ Abbassare la temperatura dell'ambiente, prolungando il tempo di resistenza delle strutture.
- ▲ Ritardare o impedire il flashover e contenere lo sviluppo dell'incendio.
- ▲ Estrarre i fumi freddi particolarmente dannosi alle persone.

ADVANTAGES

- ▲ *To aspirate the smoke from the whole fire-affected area, thus facilitating the evacuation of people.*
- ▲ *To decrease the room temperature, thus extending the resistance time of facilities.*
- ▲ *To delay or prevent the flashover and limit the fire development.*
- ▲ *To aspirate the cold smokes particularly harmful to people.*



COMPONENTI

- ▲ Convogliatore in acciaio al carbonio, trattato con vernice epossidica per alta temperatura.
- Girante ad alto rendimento, equilibrata staticamente e dinamicamente, in acciaio al carbonio, trattata con vernice epossidica per alta temperatura.
- ▲ Motore elettrico trifase, IP55, classe H, servizio S1 e S2.



COMPONENT PARTS

- ▲ *Carbon steel conveyor, epoxy-painted for high temperatures.*
- *High-performance impeller, statically and dynamically balanced, made of carbon steel, epoxy-painted for high temperatures.*
- ▲ *Three-phase electric motor, IP55, class H, service S1 and S2.*



ACCESSORI ACCESSORIES

- BOAS** • Boccaglio aspirante • *Inlet cone*
- FP** • Controflangia piana • *Counterflange*
- RDP** • Rete di protezione • *Screen protection*
- PS** • Piedino di sostegno • *Support feet*
- SA** • Supporto antivibrante • *Antivibration mounting set*



Modello Type	Motore Motor	Poli Poles	Giri Revolutions	Portata MAX MAX Airflow	Pressione sonora Sound pressure level
	kW	n°	rpm	m3/h	dB(A)
402B	3	2	2861	10000	82
402-404B	3,1 / 0,81	2-4	2860 / 1440	10000 / 4900	82 / 63
452A	3	2	2861	13500	82
452-454A	3,1 / 0,81	2-4	2860 / 1440	13500 / 6700	82 / 64
502A	5,5	2	2900	16500	86
502-504A	5,9 / 1,5	2-4	2900 / 1450	16500 / 8000	86 / 69
562A	5,5	2	2900	21000	84
562-564A	5,9 / 1,5	2-4	2900 / 1450	21000 / 10000	84 / 64
634C	2,2	4	1408	19000	76
634-638C	2,6 / 0,66	4-8	1440 / 710	19000 / 9500	76 / 58
714C	4	4	1438	30000	83
714-718C	4,9 / 1,3	4-8	1430 / 710	30000 / 14000	83 / 66
716-718B	1,4 / 0,6	6-8	960 / 710	20000 / 12000	73 / 66
804A	3	4	1416	29000	79
804B	4	4	1438	34000	81
804C	5,5	4	1455	37000	84
806C	1,5	6	924	24000	74
804-808C	6,1 / 4,8	4-8	1400 / 710	37000 / 18000	81 / 69
806-808A	1,4 / 0,6	6-8	960 / 710	17500 / 14500	74 / 64
904A	5,5	4	1455	43000	83
904B	7,5	4	1448	44000	83
904C	11	4	1460	52500	86
906B	2,2	6	932	29500	73
906C	4	6	968	39500	79
904-908B	9 / 2,2	4-8	1460 / 725	44000 / 22000	83 / 69
904-908C	12 / 3,0	4-8	1430 / 715	52000 / 25000	86 / 70
906-908B	2,8 / 1,1	6-8	950 / 700	39500 / 24500	73 / 70

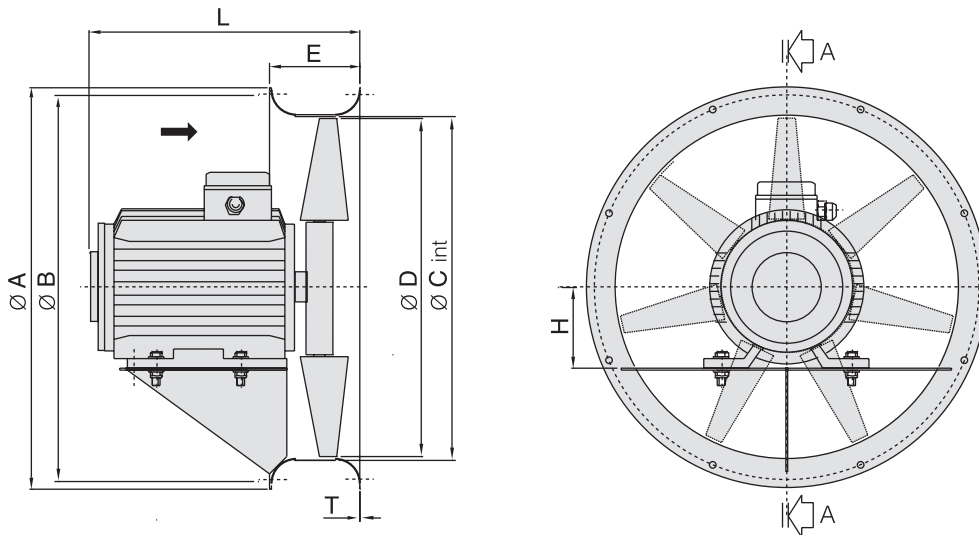


Modello Type	Motore Motor	Poli Poles	Giri Revolutions	Portata MAX MAX Airflow	Pressione sonora Sound pressure level
	kW	n°	rpm	m3/h	dB(A)
1004B	7,5	4	1448	54000	84
1004C	11	4	1460	62500	86
1006A	2,2	6	932	36000	75
1006B	3	6	966	40000	76
1006C	5,5	6	970	45000	80
1004-1008C	12 / 3,0	4-8	1460 / 750	62500 / 31000	86 / 72
1006-1008C	5,5 / 2,6	6-8	930 / 730	45000 / 37000	80 / 74
1126A	3	6	966	39000	77
1126B	4	6	968	45000	80
1126-1128A	3,5 / 1,5	6-8	968 / 730	39000 / 41000	77 / 76
1126-1128B	5,5 / 2,6	6-8	968 / 730	45000 / 53000	80 / 78
1126C	5,5	6	970	53000	82
1256A	5,5	6	970	60000	81
1256C	11	6	969	76000	86
1256-1258A	5,5 / 2,6	6-8	969 / 730	70000 / 53000	83 / 78
1256-1258C	11 / 5,0	6-8	975 / 730	76000 / 56000	86 / 83
1406A	15	6	976	98000	88
1406C	22	6	976	120000	91

Modelli disponibili
solo per le serie
Types available
only for series
PMHT - PM/CHT

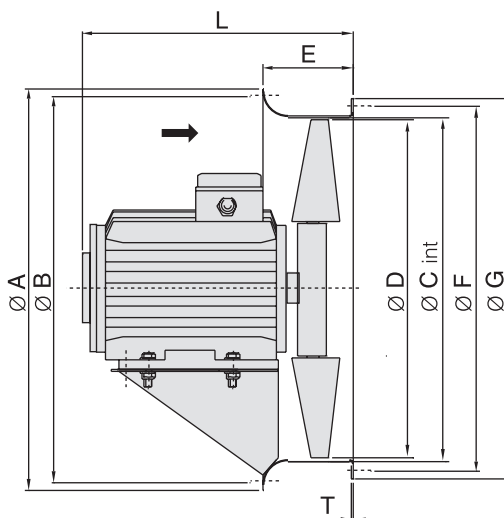
MPHT - DFT

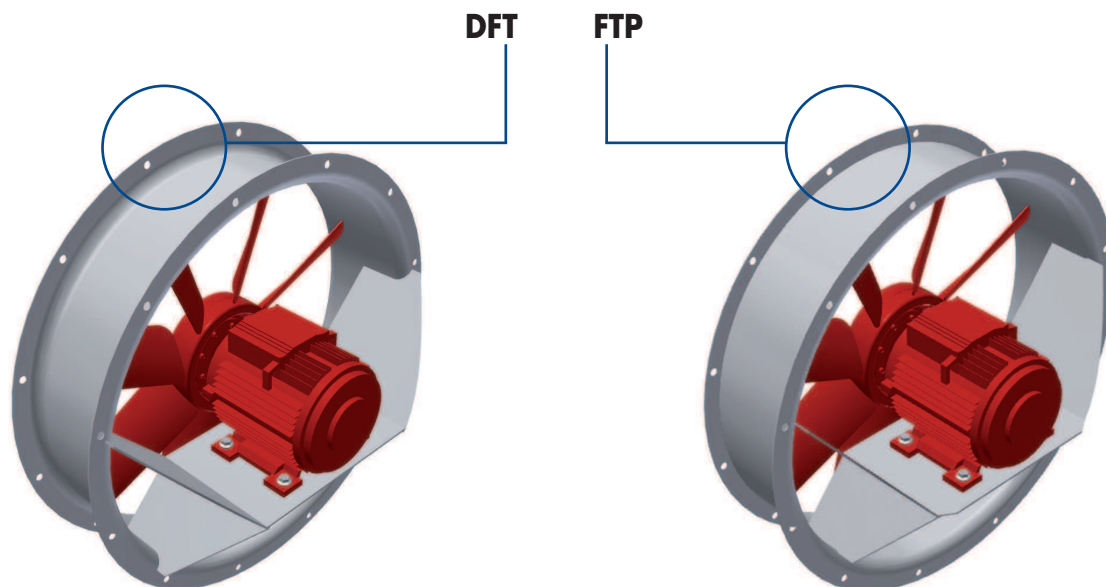
- Doppia flangia tonda
- *Double round flange*



MPHT - FTP

- Flangia tonda lato motore
- Flangia piana lato girante
- *Round flange on motor side*
- *Flat flange on fan wheel side*

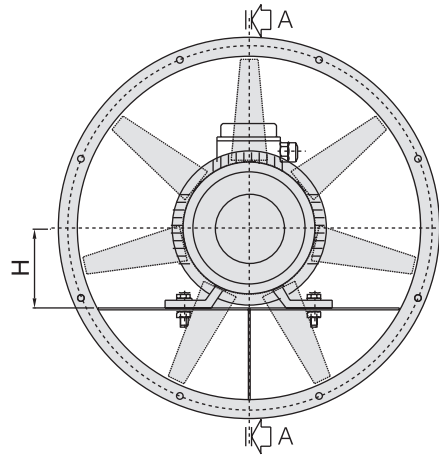
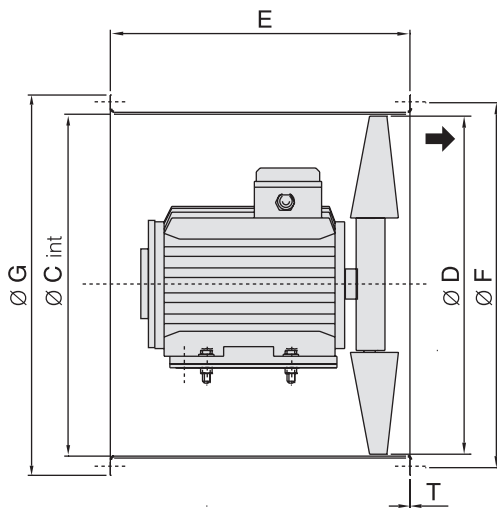




Modello Type	Motore Motor H	Dimensioni Dimensions									Fori Holes		kg
		A	B	C	D	E	F	G	L	T	n°	Ø	
400	100	507	480	410	395	150	440	473	390	1,5	6	11	47
450	100	557	530	460	445	150	495	523	395	1,5	6	11	50
500	132	617	590	510	495	150	545	573	470	1,5	8	11	96
560	132	665	640	570	555	150	605	633	470	1,5	8	11	103
630	100	745	720	640	620	180	675	704	410	2	8	11	72
710	112	816	780	710	690	200	745	774	435	2	12	14	83
	132	816	780	710	690	200	745	774	500	2	12	14	108
800	100	915	880	810	790	200	855	884	440	2	12	14	80
	112	915	880	810	790	200	855	884	465	2	12	14	90
	132	915	880	810	790	200	855	884	500	2	12	14	128
900	112	1015	980	910	890	250	955	1004	490	3	16	14	120,5
	132	1015	980	910	890	250	955	1004	560	3	16	14	156,5
	160	1015	980	910	890	250	955	1004	670	3	16	14	233,5
1000	112	1120	1090	1010	990	250	1070	1104	490	3	16	14	124,5
	132	1120	1090	1010	990	250	1070	1104	565	3	16	14	163,5
	160	1120	1090	1010	990	250	1070	1104	670	3	16	14	237,5
1120	132	1255	1220	1130	1110	300	1185	1240	600	3	20	16	187
	160	1255	1220	1130	1110	300	1185	1240	670	3	20	16	257
1250	132	1370	1335	1260	1240	300	1320	1370	580	3	20	16	219
	160	1370	1335	1260	1240	300	1320	1370	730	3	20	16	289
	180	1370	1335	1260	1240	300	1320	1370	780	3	20	16	338

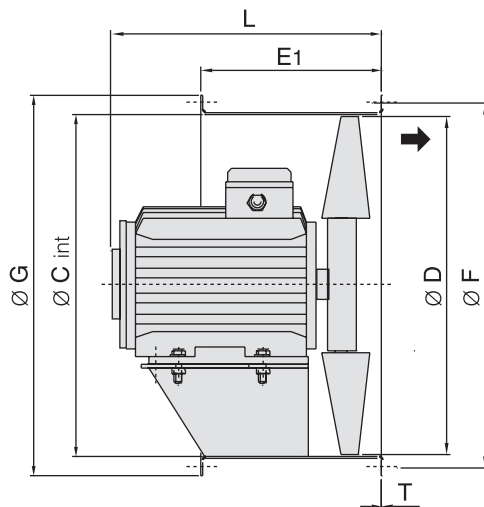
PMHT - DFP

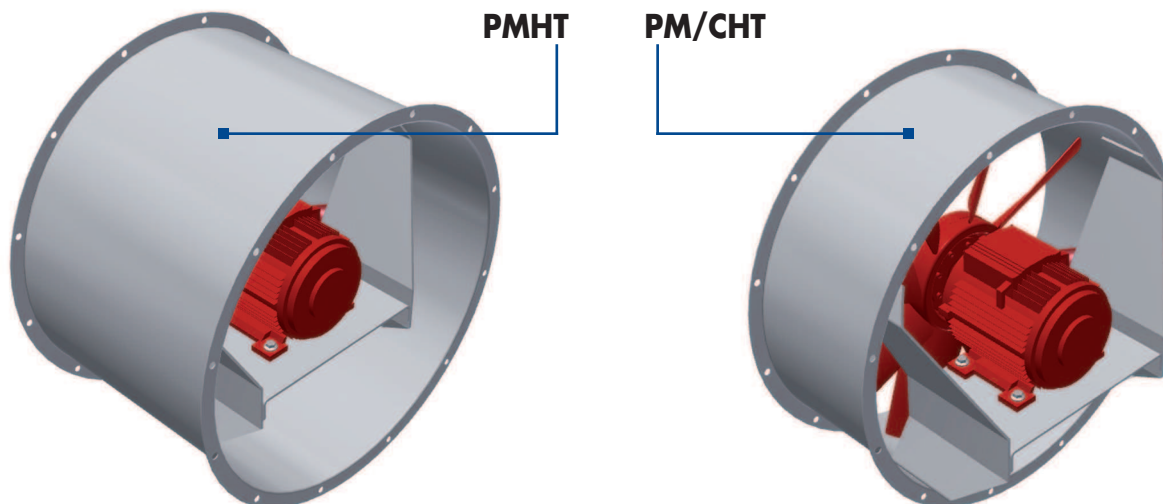
- Doppia flangia piana
- *Double flat flange*



PM/CHT - DFP

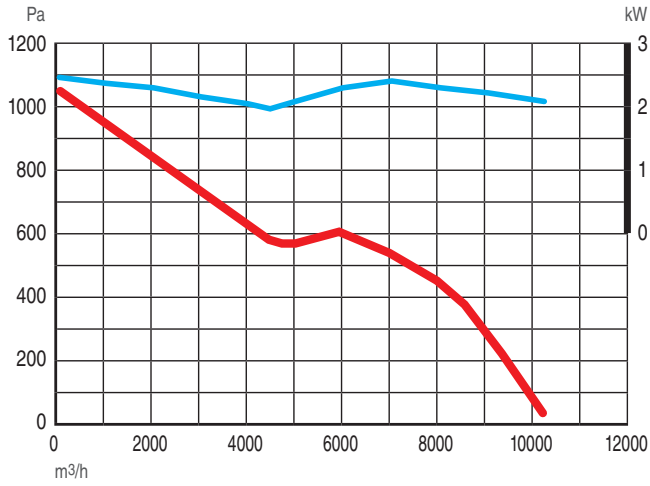
- Doppia flangia piana
- *Double flat flange*



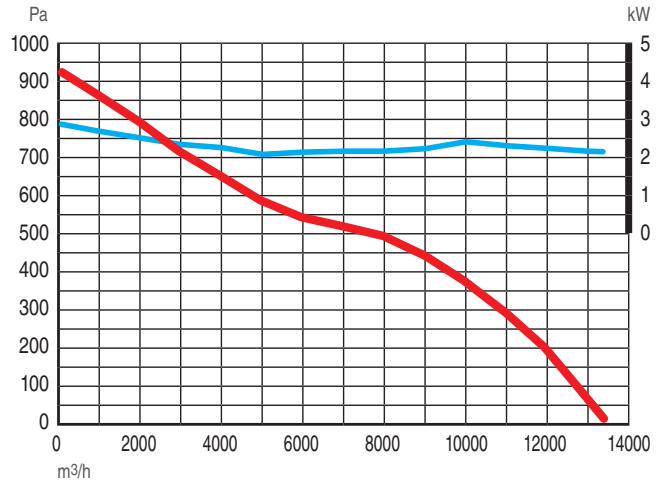


Modello Type	Motore Motor H	Dimensioni Dimensions								Fori Holes		PMHT PM/CHT	
		C	D	E	E1	F	G	L	T	n°	Ø	kg	kg
400	100	410	395	300	215	440	473	390	1,5	6	11	53,5	50
450	100	460	445	400	230	495	523	395	1,5	6	11	57,5	53
500	132	510	495	450	270	545	573	470	1,5	8	11	106	100,5
560	132	570	555	500	300	605	633	470	1,5	8	11	114	107,5
630	100	640	620	500	300	675	704	465	2	8	11	84	77
710	112	710	690	500	300	745	774	465	2	12	14	98	88,5
	132	710	690	500	300	745	774	495	2	12	14	123	113,5
800	100	810	790	560	350	855	884	500	2	12	14	96,5	86
	112	810	790	560	350	855	884	500	2	12	14	106,5	96
	132	810	790	560	350	855	884	545	2	12	14	144,5	134
900	112	910	890	650	500	955	1004	610	3	16	14	160	131,5
	132	910	890	650	500	955	1004	610	3	16	14	196	167,5
	160	910	890	650	500	955	1004	700	3	16	14	273	244,5
1000	112	1010	990	650	500	1070	1104	610	3	16	14	164	135,5
	132	1010	990	650	500	1070	1104	610	3	16	14	203	174,5
	160	1010	990	650	500	1070	1104	700	3	16	14	277	248,5
1120	132	1130	1110	900	550	1185	1240	670	3	20	16	237	200
	160	1130	1110	900	550	1185	1240	710	3	20	16	307	270
1250	132	1260	1240	1000	550	1320	1370	820	3	20	16	279	235
	160	1260	1240	1000	550	1320	1370	820	3	20	16	349	305
	180	1260	1240	1000	550	1320	1370	820	3	20	16	398	354
1400	180	1410	1390	1120	550	1465	1520	820	3	20	16	443	381
	200	1410	1390	1120	550	1465	1520	850	3	20	16	519	457

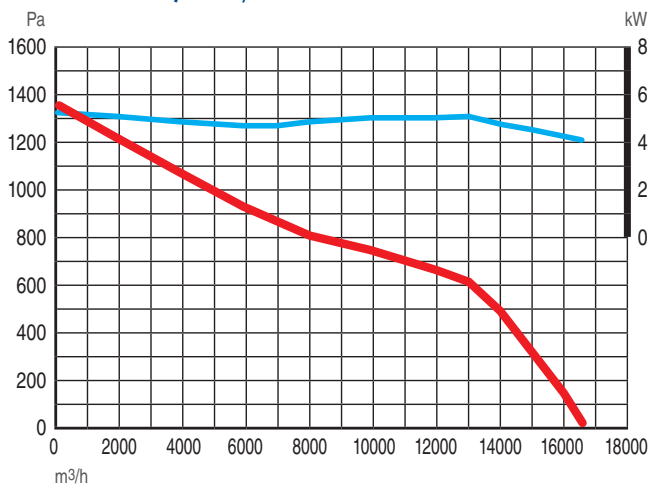
mod. 402/B 3 kW



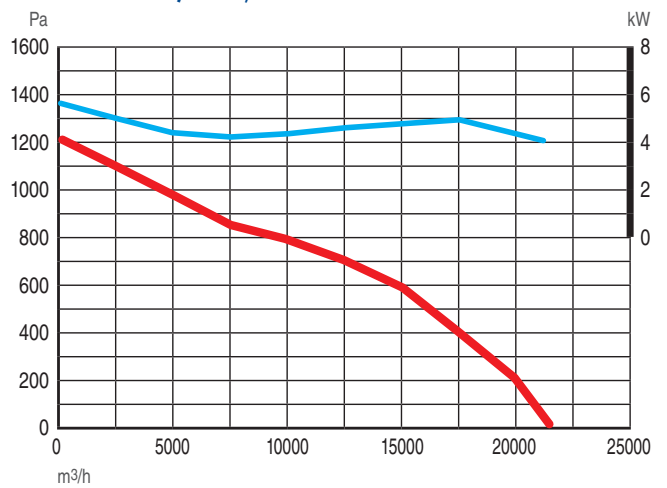
mod. 452/A 3 kW



mod. 502/A 5,5 kW



mod. 562/A 5,5 kW



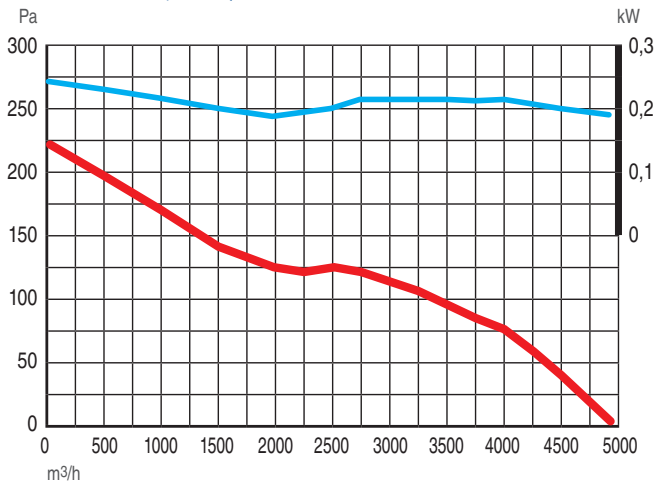
esempio di lettura
reading example

- Portata
Airflow
Q = 80000 m³/h
- Pressione statica
Static pressure
HG = 400 Pa
- Potenza assorbita
Absorbed power
P = 20 kW

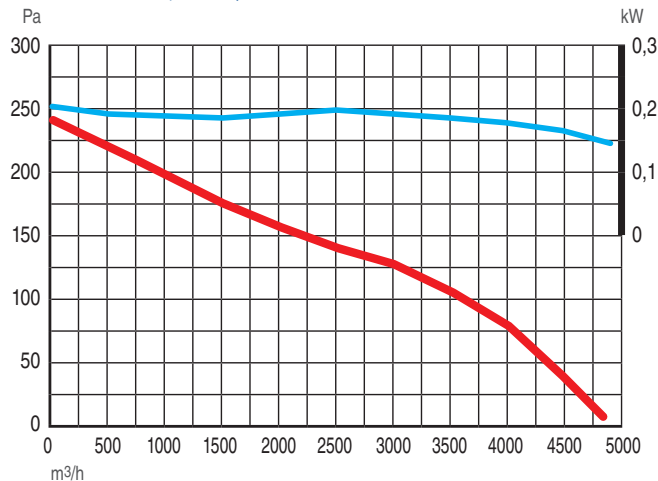


poli poles

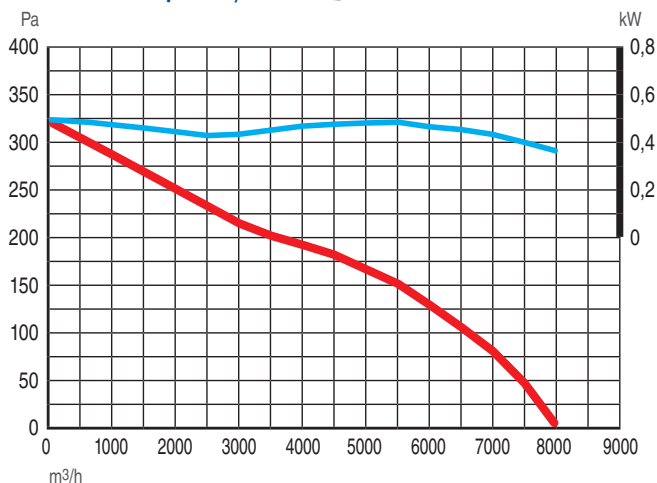
mod. 404/B 0,81 kW



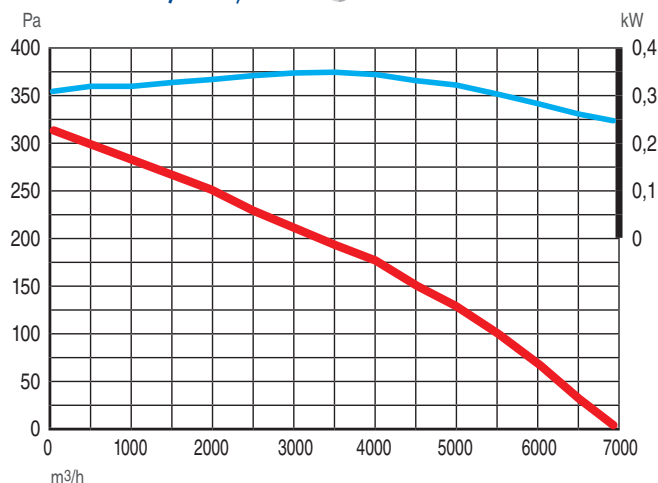
mod. 454/A 0,81 kW



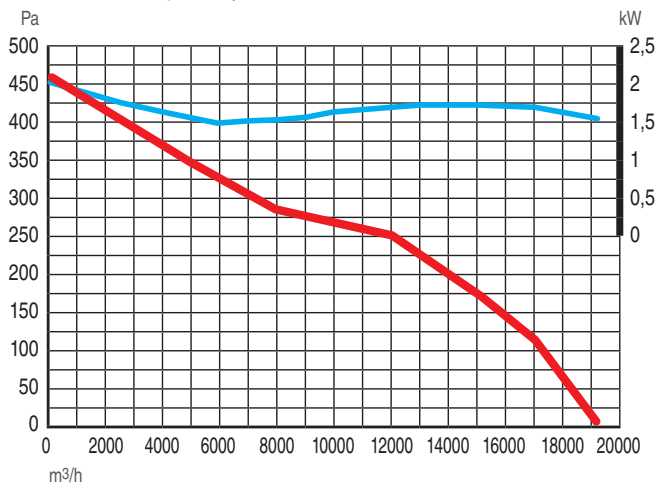
mod. 504/A 1,5 kW



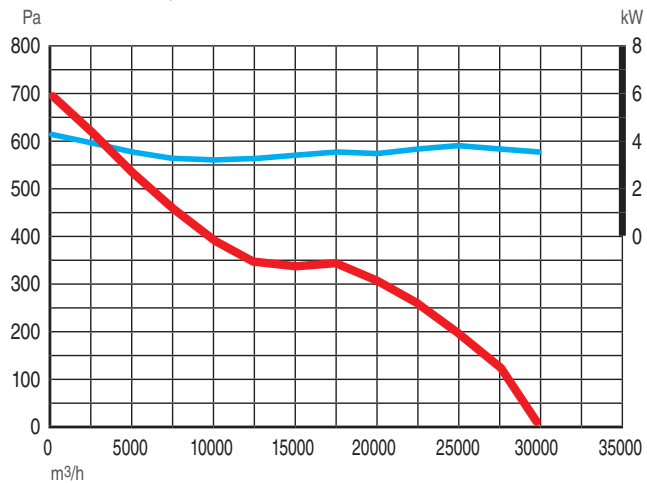
mod. 564/A 1,5 kW



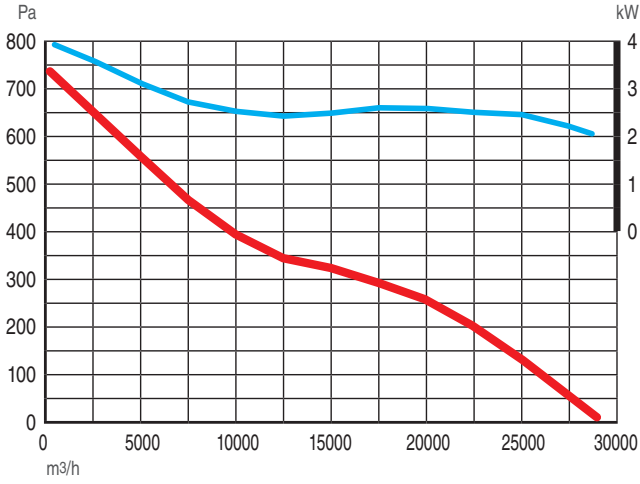
mod. 634/C 2,2 kW



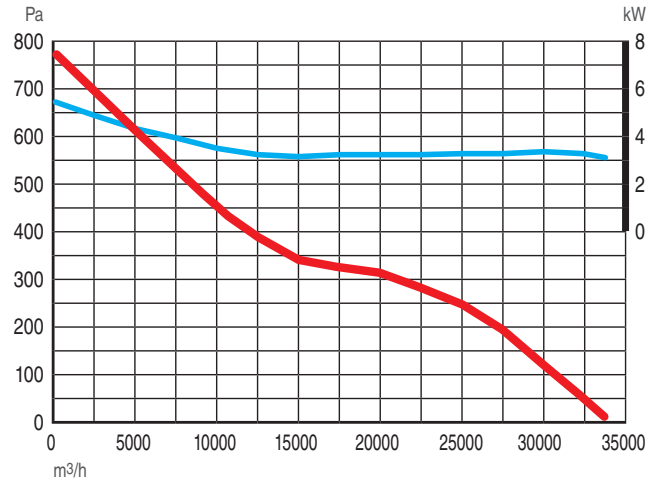
mod. 714/C 4 kW



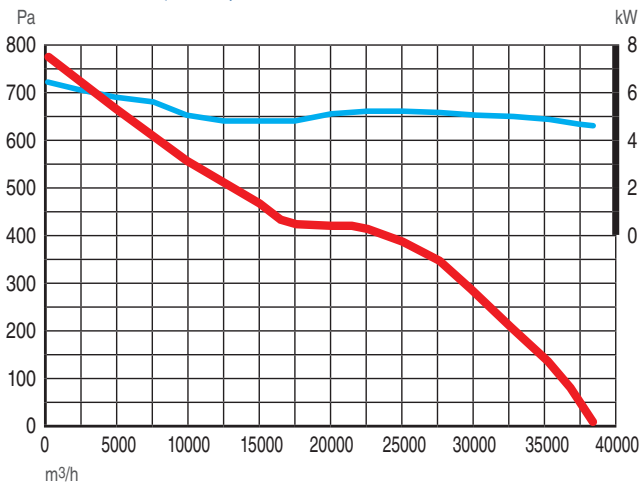
mod. 804/A 3 kW



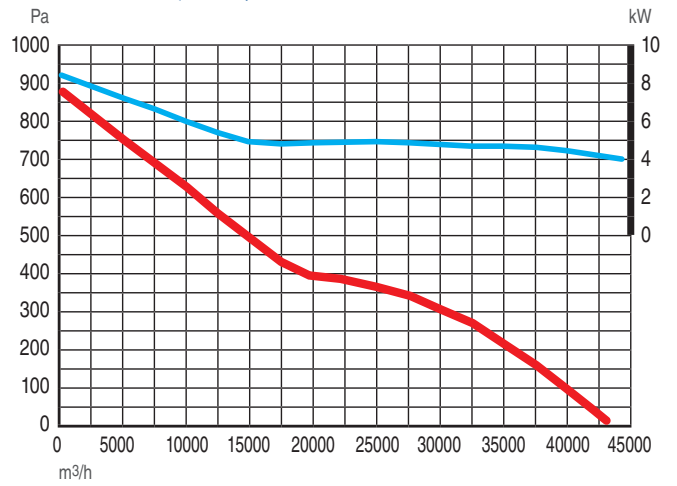
mod. 804/B 4 kW



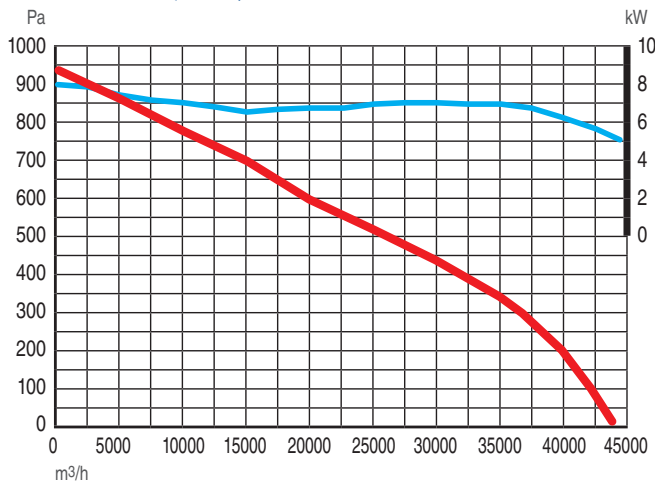
mod. 804/C 5,5 kW



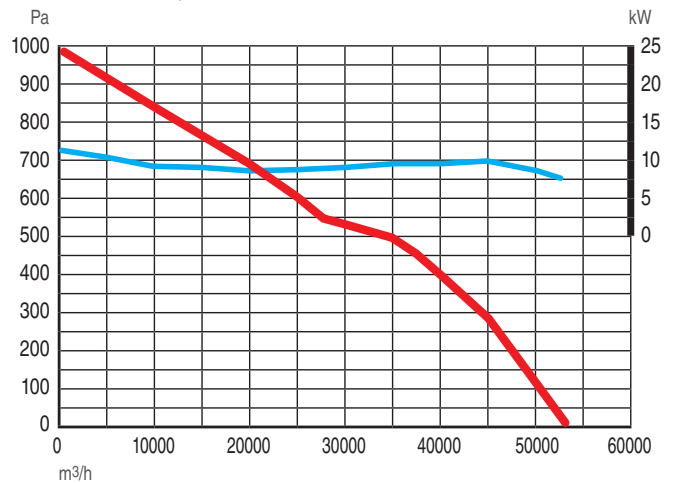
mod. 904/A 5,5 kW



mod. 904/B 7,5 kW

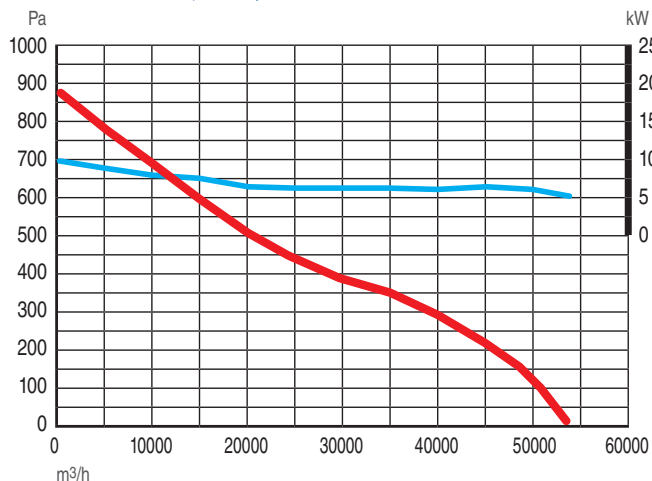


mod. 904/C 11 kW

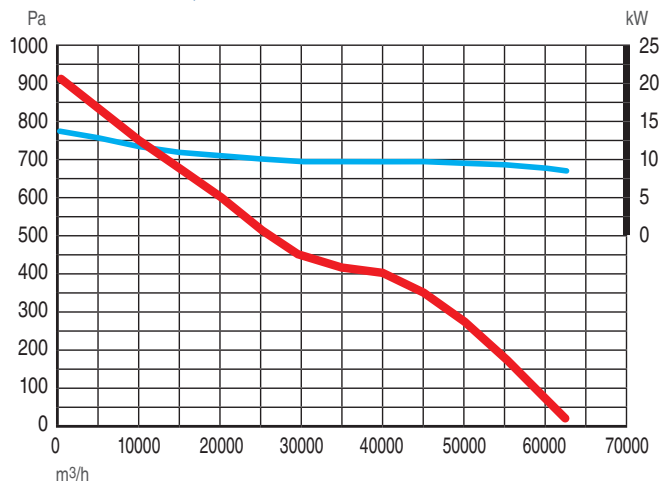


poli poles

mod. 1004/B 7,5 kW



mod. 1004/C 11 kW



DOPPIA POLARITÀ DOUBLE POLE-CHANGING

I seguenti modelli sono dotati di motore con doppia polarità, il quale consente, in funzione del tipo di collegamento elettrico, di variare la velocità di rotazione della girante senza necessità di ricorrere ad un variatore di frequenza.

Following models are provided with double pole-changing motors, which allows impeller, according to different electrical wiring, to change rotation speed without requiring frequency converter.

2 - 4 poli poles	4 - 8 poli poles	6 - 8 poli poles
402 - 404B	634 - 638C	716 - 718B
452 - 454A	714 - 718C	806 - 808A
562 - 564A	804 - 808C	906 - 908C
	904 - 908B	1006 - 1008C
	904 - 908C	1126 - 1128A
	1004 - 1008C	1126 - 1128B
		1256 - 1258A
		1256 - 1258C

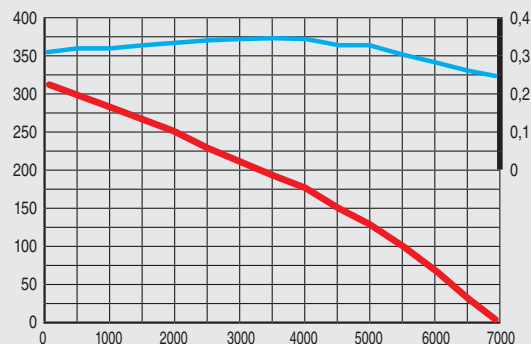
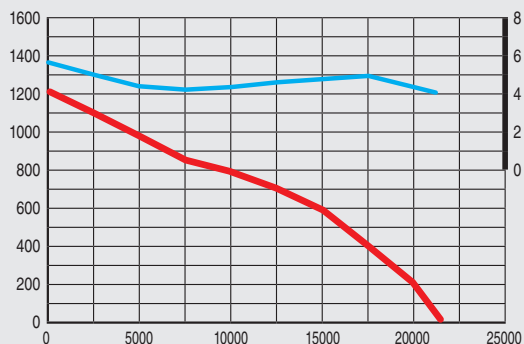
Le prestazioni del ventilatore nelle diverse configurazioni di funzionamento sono ricavabili come da esempio seguente.

Different working configurations performances can be derived according to following example.

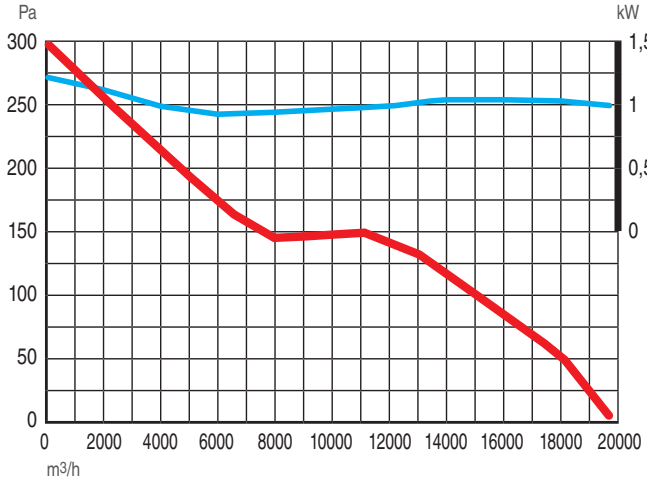
mod. 562/A ←

562 - 564A

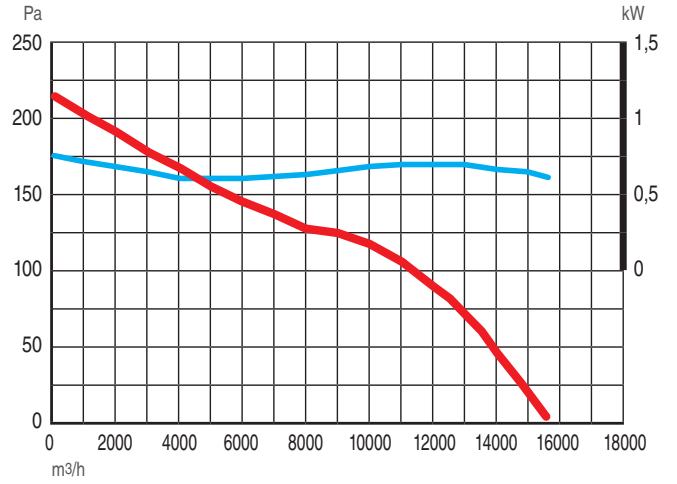
→ mod. 564/A



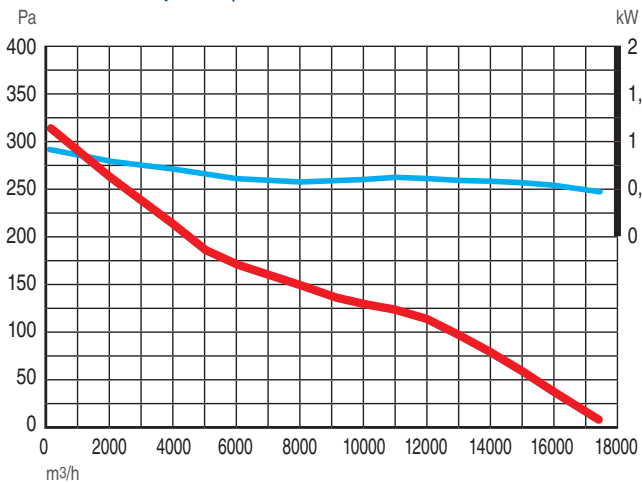
mod. 716/B 1,4 kW



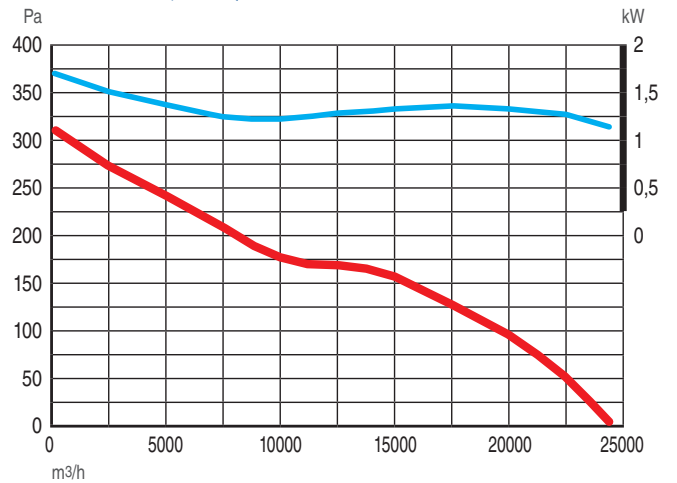
mod. 716/C 1,4 kW



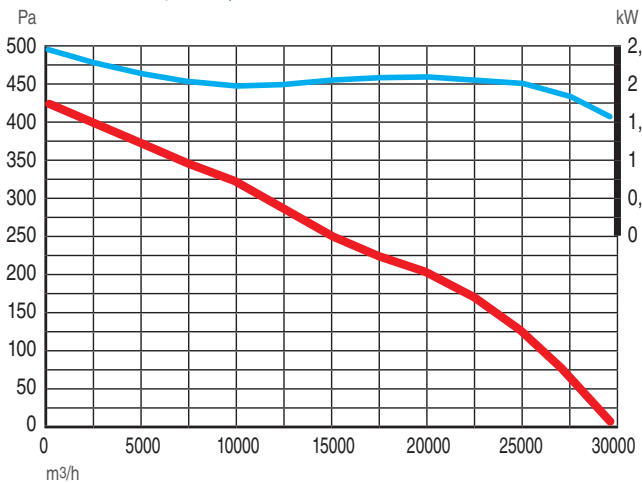
mod. 806/A 1,4 kW



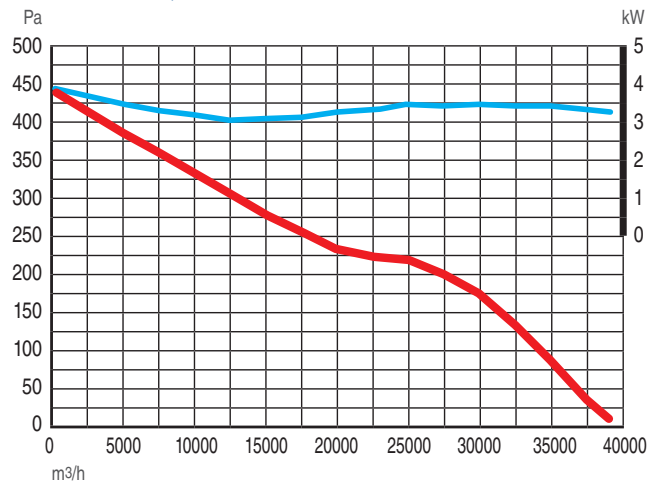
mod. 806/C 1,5 kW



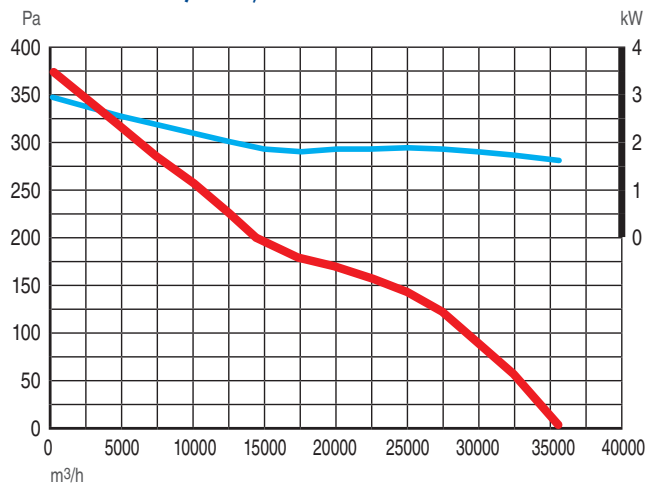
mod. 906/B 2,2 kW



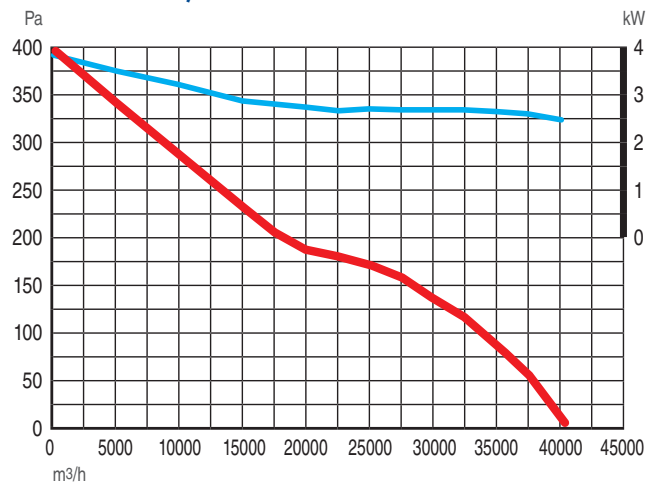
mod. 906/C 4 kW



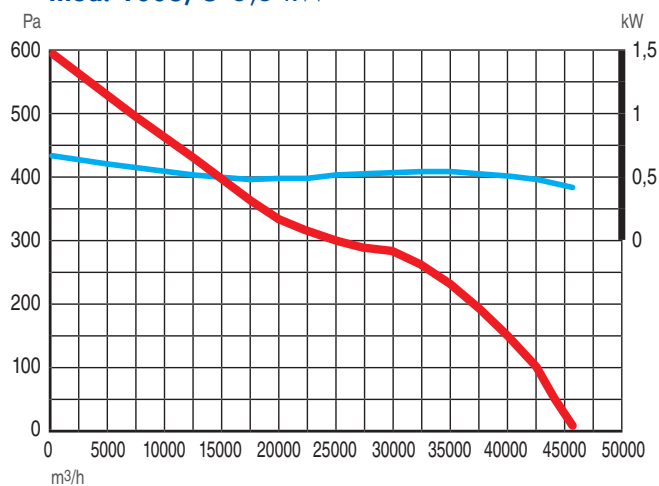
mod. 1006/A 2,2 kW



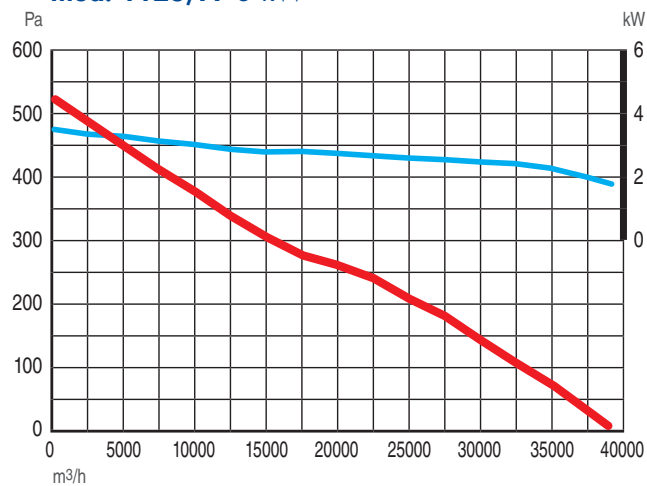
mod. 1006/B 3 kW



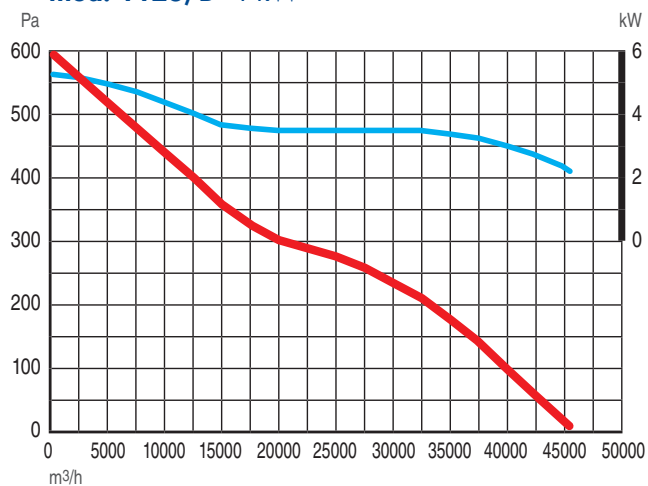
mod. 1006/C 5,5 kW



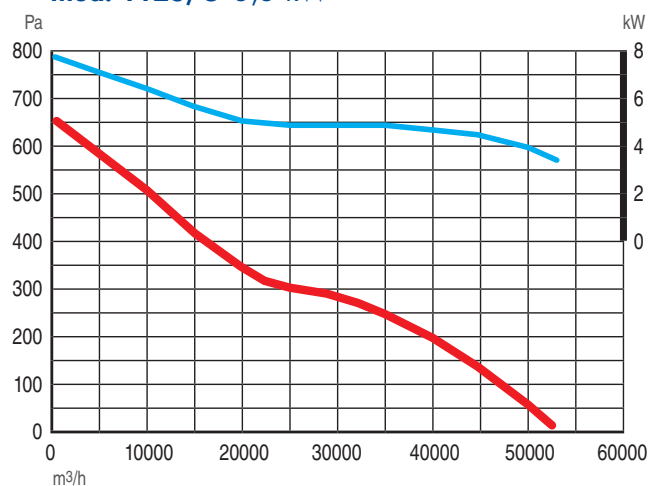
mod. 1126/A 3 kW



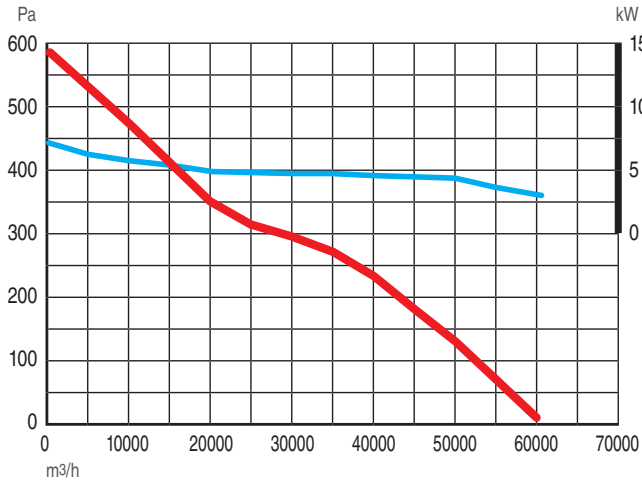
mod. 1126/B 4 kW



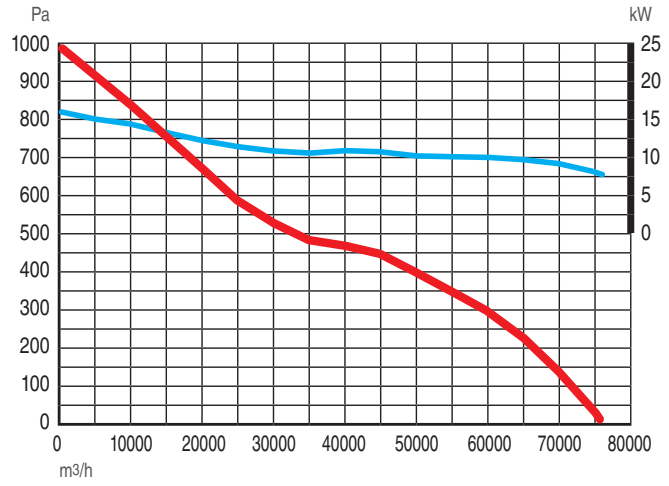
mod. 1126/C 5,5 kW



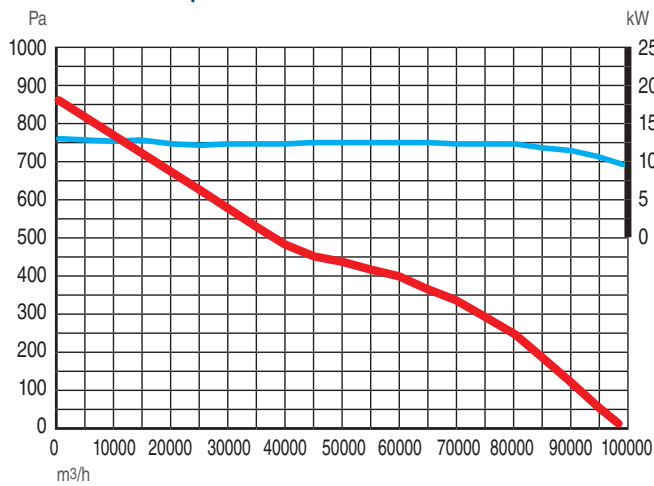
mod. 1256/A 5,5 kW



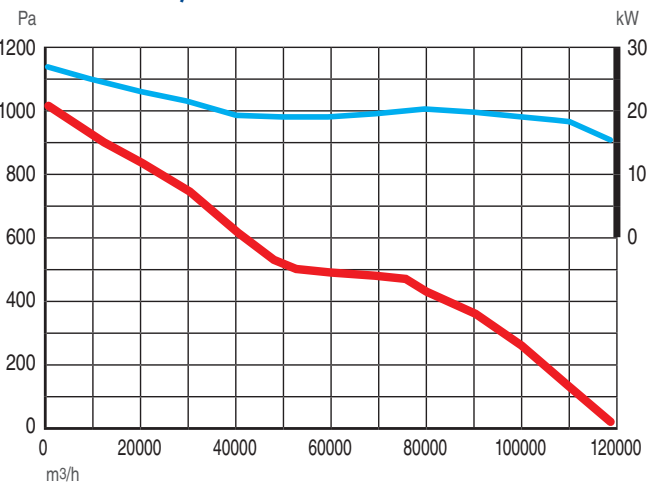
mod. 1256/C 11 kW



mod. 1406/A 15 kW

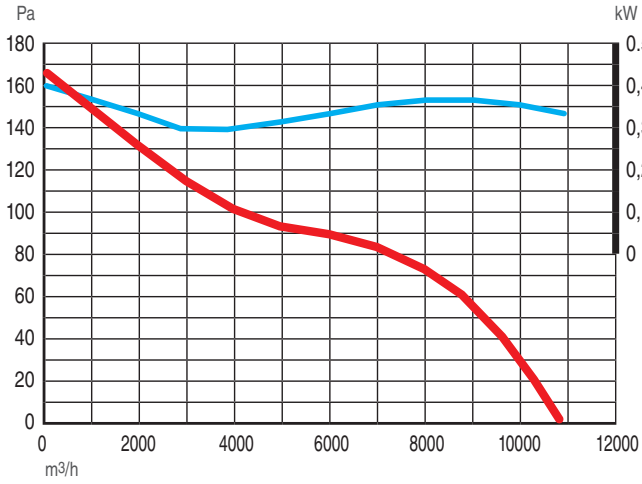


mod. 1406/C 22 kW

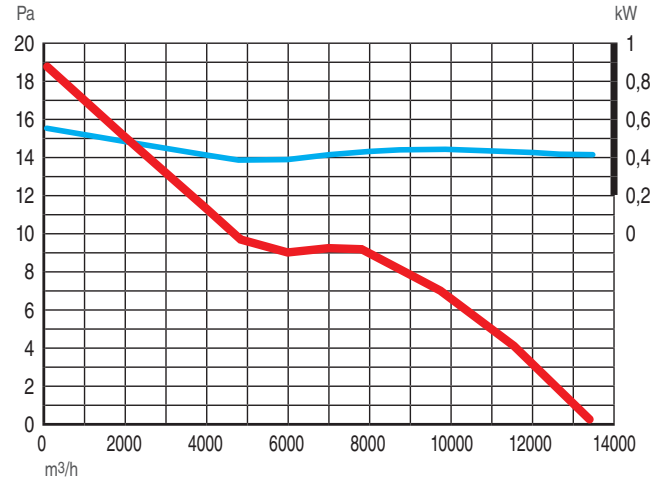


Modelli disponibili solo per le serie *Types available only for series*
PMHT - PM/CHT

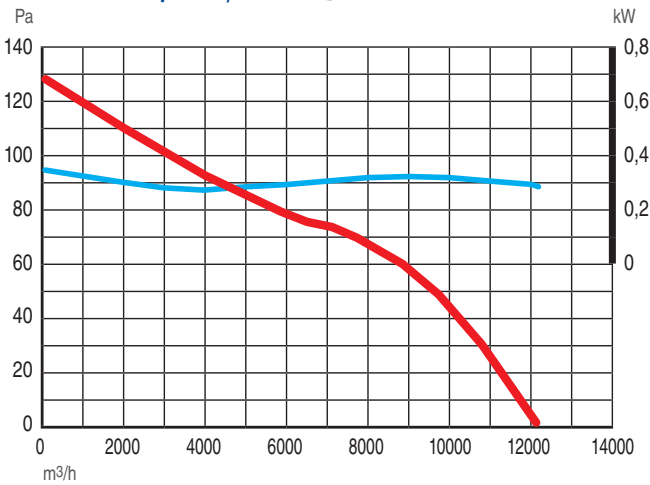
mod. 638/C 0,6 kW



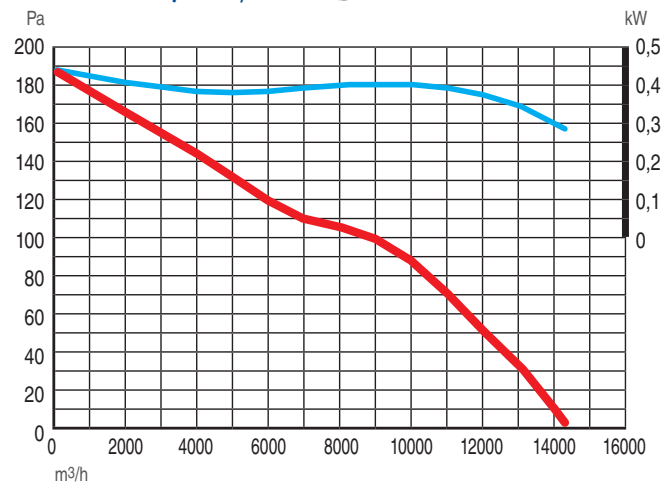
mod. 718/B 0,6 kW



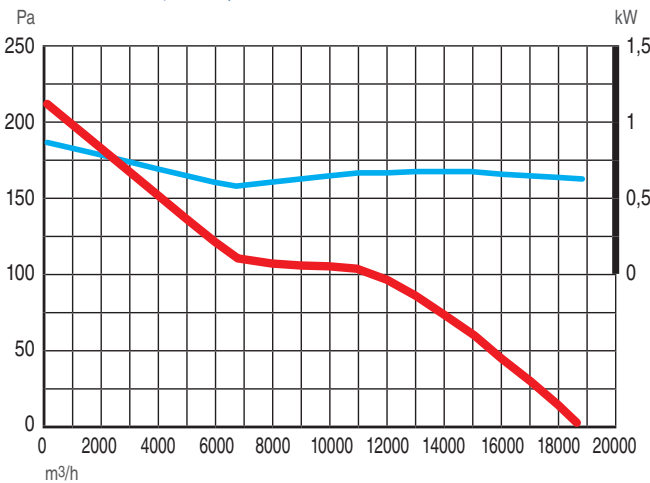
mod. 718/C 0,6 kW



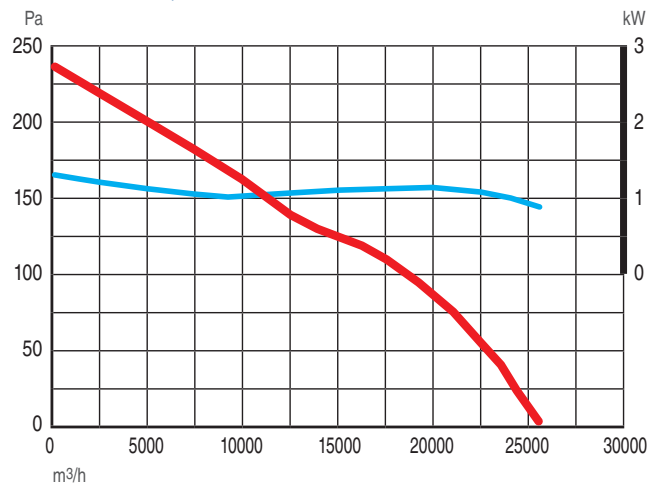
mod. 808/A 0,6 kW



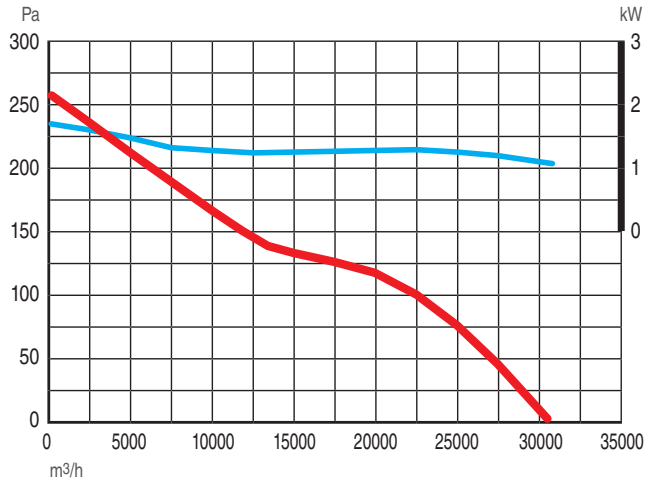
mod. 808/C 4,8 kW



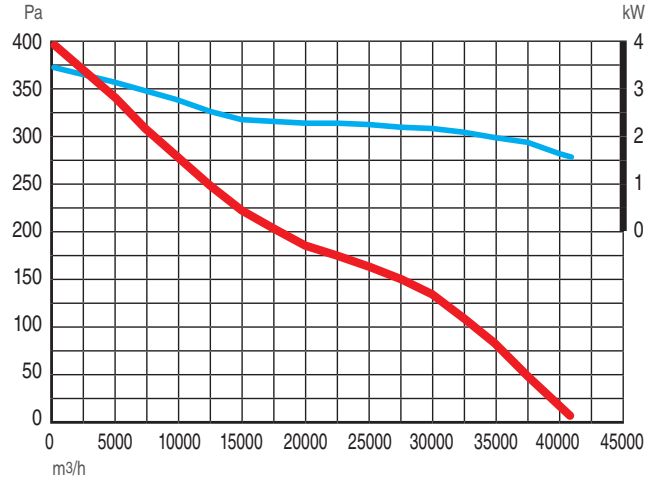
mod. 908/C 3 kW



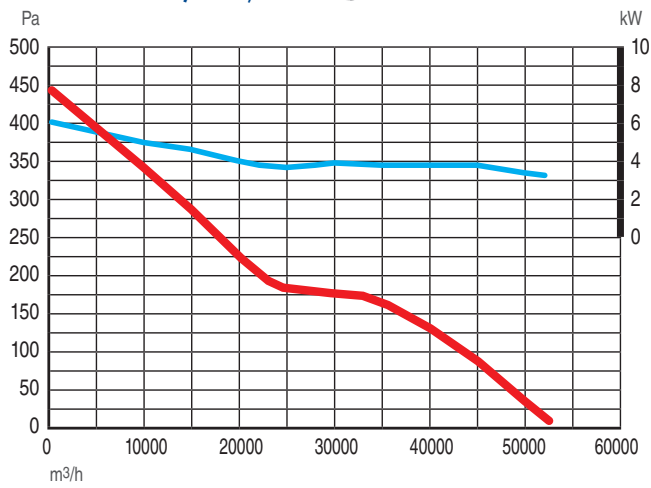
mod. 1008/C 3 kW



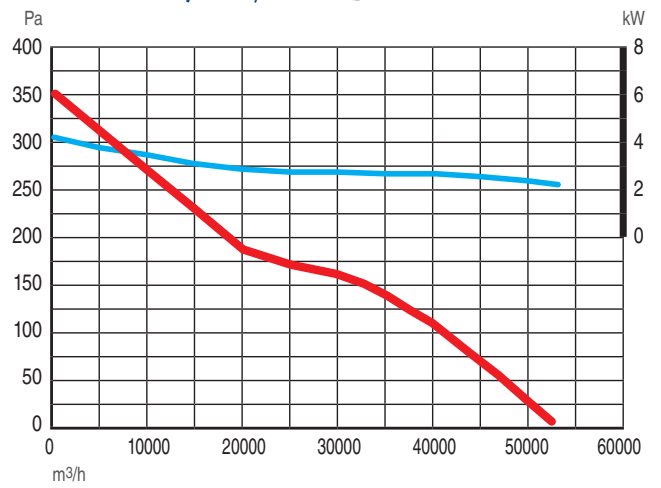
mod. 1128/A 1,5 kW



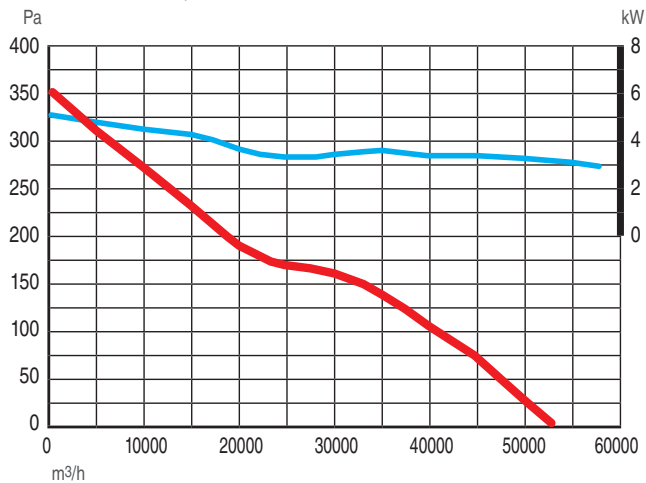
mod. 1128/B 2,6 kW

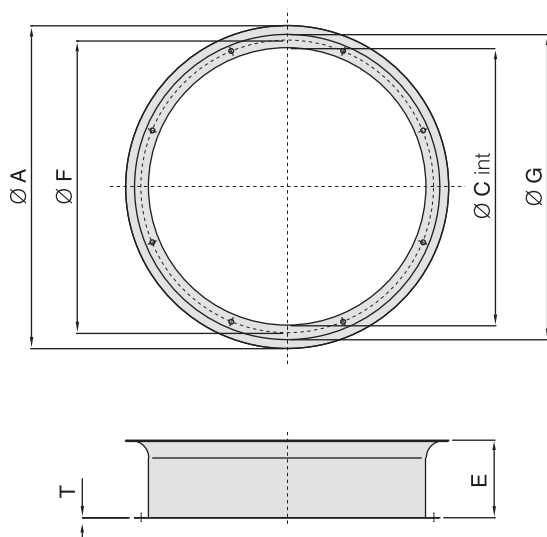



mod. 1258/A 2,6 kW



mod. 1258/C 5 kW





BOAS

Boccaglio aspirante

Particolarmente indicato per i ventilatori serie PM e PM/C perchè privi di bordo raggiato e quando il lato aspirante si presenta a bocca libera.

Inlet cone

Especially suited for PM and PM/C series blowers because they are without radial rim and they are useful when the aspirant side has a free inlet or outlet grille.

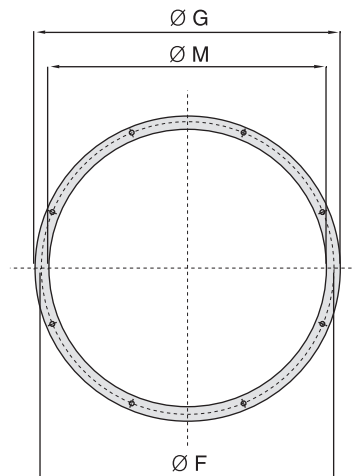
Modello Type	Dimensioni Dimensions						Fori Holes		kg
	A	C	E	F	G	T	n°	Ø	
BOAS 400	507	410	150	440	473	1,5	6	11	1,7
BOAS 450	557	460	150	495	523	1,5	6	11	1,9
BOAS 500	617	510	150	545	573	1,5	8	11	2,1
BOAS 560	665	570	150	605	633	1,5	8	11	2,4
BOAS 630	745	640	180	675	704	2	8	11	2,7
BOAS 710	816	710	200	745	774	2	12	14	3,3
BOAS 800	915	810	200	855	884	2	12	14	3,7
BOAS 900	1015	910	200	955	1004	2	16	14	4,7
BOAS 1000	1120	1010	250	1070	1104	2	16	14	5,2
BOAS 1120	1255	1130	300	1185	1240	3	20	16	6,5
BOAS 1250	1370	1260	300	1320	1370	3	20	16	8

FP

Controflangia piana

Counterflange

Modello Type	Dimensioni Dimensions			Fori Holes	
	F	G	M	n°	Ø
FP 400	440	473	413	6	11
FP 450	495	523	463	6	11
FP 500	545	573	513	8	11
FP 560	605	633	573	8	11
FP 630	745	774	714	12	14
FP 710	855	884	814	12	14
FP 800	955	1004	914	16	14
FP 900	1070	1104	914	16	14
FP 1000	1070	1104	1014	16	14
FP 1120	1185	1238	1138	20	16
FP 1250	1320	1378	1258	20	16
FP 1400	1465	1520	1420	20	16



RDP

Rete di protezione

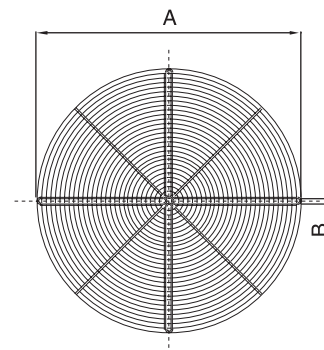
Vengono realizzate a scopo antinfortunistico e per evitare l'intrusione di oggetti estranei nelle canalizzazioni.

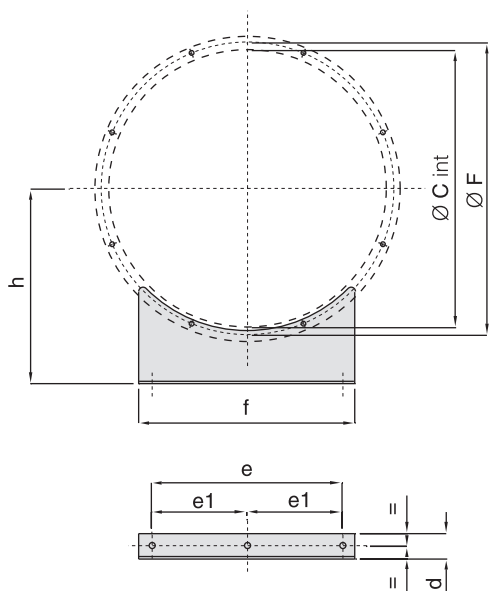
Sono obbligatorie, sempre, a sola eccezione che i ventilatori vengano canalizzati e sotto specifica richiesta del cliente.

Screen protection

Realized for accident prevention and to avoid foreign objects from the channelling. They are always compulsory, except for canalized blowers and customer orders.

Modello Type	Dimensioni Dimensions	
	A	B
RDP 400	405	9
RDP 450	455	9
RDP 500	505	9
RDP 560	565	9
RDP 630	635	9
RDP 710	700	10
RDP 800	800	10
RDP 900	900	10
RDP 1000	1000	10
RDP 1120	1120	10
RDP 1250	1250	10
RDP 1400	1400	10





PS

Piede di sostegno

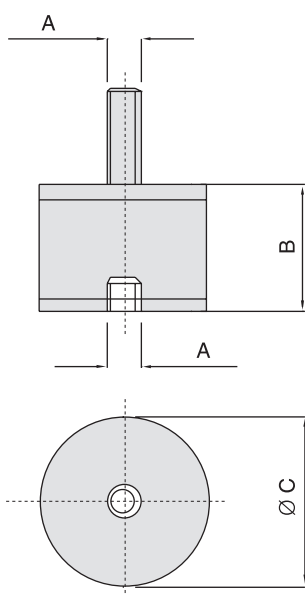
Sono realizzati allo scopo di fissare il ventilatore sul telaio, macchinario o basamento di fondazione.

Vengono applicati direttamente al convogliatore.

Support feet

Realized in order to fix the fan on the frame, machinery or basis. They are directly applied to the conveyor.

Modello Type	Dimensioni Dimensions							Fori flange Flange holes		Fori base Base holes		kg
	C	F	d	e	e1	f	h	n°	Ø	n°	Ø	
PS 400	410	440	40	250	-	320	300	2	11	2	11	1
PS 450	460	495	40	280	-	360	330	2	11	2	11	1
PS 500	510	545	40	320	-	400	350	2	11	2	11	1,8
PS 560	570	605	60	370	-	450	400	2	11	2	11	2
PS 630	640	675	60	400	-	500	450	4	11	2	11	2,5
PS 710	710	745	80	-	220	550	500	4	14	3	14	4
PS 800	810	855	80	-	260	630	550	4	14	3	14	4,5
PS 900	910	955	80	-	300	710	600	4	14	3	14	5,3
PS 1000	1010	1070	80	-	350	800	650	4	14	3	14	5,5
PS 1120	1130	1185	80	-	420	920	700	6	14	3	14	10
PS 1250	1260	1320	80	-	485	1050	750	6	16	3	16	10
PS 1400	1410	1465	80	-	560	1200	800	6	16	3	16	14



SA

Supporto antivibrante

Antivibration mounting set

Modello Type	Carico per 1 supporto Load for 1 support	Dimensioni Dimensions		
		ØC	B	A
SA 20	10 ÷ 20 kg	20	15	6
SA 30	21 ÷ 50 kg	30	20	8
SA 40	51 ÷ 65 kg	40	30	8
SA 50	66 ÷ 130 kg	50	30	10



Come prescrive la normativa Europea EN 12101-3, le caratteristiche dei ventilatori adatti a funzionare alle elevate temperature, devono essere certificate da enti qualificati e autonomi.

Le immagini rappresentano le fasi dei test eseguiti nei laboratori LGAI Technological Center. I ventilatori della serie MPHT, PMHT e PM/CHT hanno superato tutti i test, ottenendo la certificazione Applus®.

As it is ruled by the EN 12101-3 European regulation, the features of the fans intended to operate at high temperatures must be certified by qualified and independent bodies.

The images represent the phases of the test performed at LGAI Technological Center labs. The fans of the MPHT, PMHT and PM/CHT series have passed all test, thus achieving the Applus® certification.




www.ciesseventilatori.com

CIESSE
srl

Ventilatori assiali, ventilatori centrifughi
e torrini di espulsione-immissione.

*Axial fans, centrifugal fans
and outlet-inlet towers.*



www.ciesseventilatori.com

CIESSE S.r.l. - 42124 Reggio Emilia (RE) - via Boccioni 5 - tel. +39 0522 517829 - fax +39 0522 513566
info@ciesseventilatori.com



CIESSE
srl